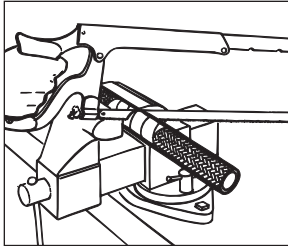


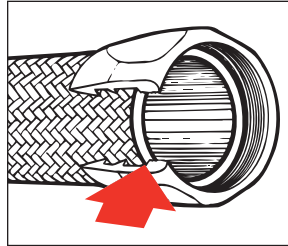
Assembly Instructions

AQP Racing Hose with Reusable Fittings

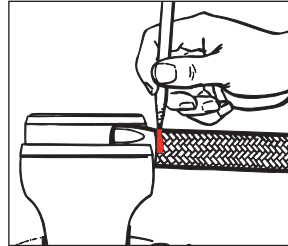
AQP Racing Hose (with Reusable Fittings)



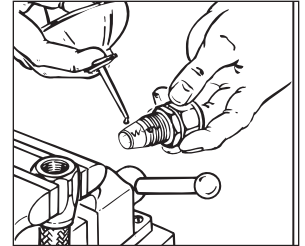
Step 1. Cut hose square to length with fine-tooth hacksaw or cut-off wheel. To minimize wire braid flare out, wrap hose with masking tape and cut through tape. Remove tape before next step.



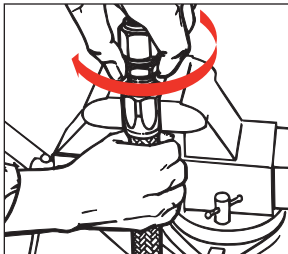
Step 2. Insert hose in socket with twisting, pushing motion until hose is in line with back of socket threads.



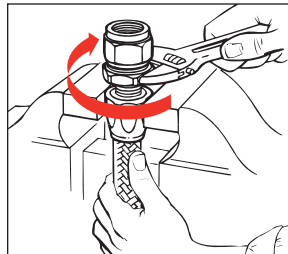
Step 3. Important—Mark position around hose at rear of socket with a grease pencil, paint or tape.



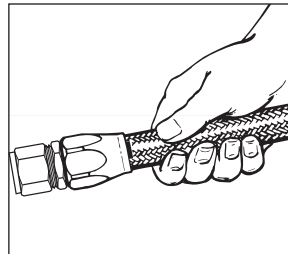
Step 4. Lubricate inside of hose and nipple threads liberally using S.A.E. 30 lubricating oil or Aeroquip FBM3553 Hose Assembly Lube.



Step 5. Carefully insert nipple and engage nipple and socket threads while holding hose in position with other hand. Make sure hose does not push out of socket by observing mark made in Step 3.



Step 6. Complete assembly using wrench while continuing to hold hose in position. Maximum allowable gap is .031 inches. Your thumbnail is a convenient measuring device.



Step 7. Important—Check hose for pushout by observing hose position mark. Pushout should not be evident. **CLEAN, PROOF TEST TO TWICE OPERATING PRESSURE AND INSPECT ALL ASSEMBLIES.** Disassemble in reverse order.

FBM3553 Hose Assembly Lube



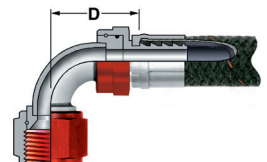
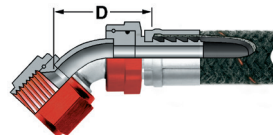

Eaton's Aeroquip Performance Products Hose Assembly Lube is a specially compounded lubricant superior to any other lubricant used in hose assembly work. Available in pint containers.

Use for either hand or machine assembly.

How To Determine Hose Assembly Lengths

To determine the "J" length (cut length of hose) from "L" length (overall length), deduct "D" dimensions of both end fittings. Consult fitting information tables for "D" dimensions.

L = Overall Length
J = Cut Length of Hose
D = Fitting Length



Compliments of Aeroquip Performance Product team. For more technical information please visit Aeroquipperformance.com